

# How to use the 3D-PDF

1.

3D content has been disabled. Enable this feature if you trust this document. Options Help

Click here and choose option „Trust this document one time only“

Trust this document one time only  
Trust this document always

2.

Click here  and wait a few seconds.

**Customer's Company - e.g. John Q Public**  
**Society of Science**

project  
LR35 with conveyor commissioning  
Hall 14C

drawing number 00501122-01-01

change What is changed compared to the version bevor

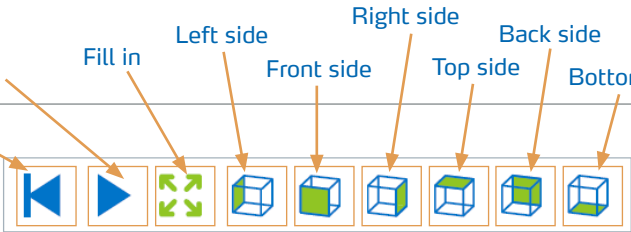
date 2019-12-24


drawn by CAD ingenieur

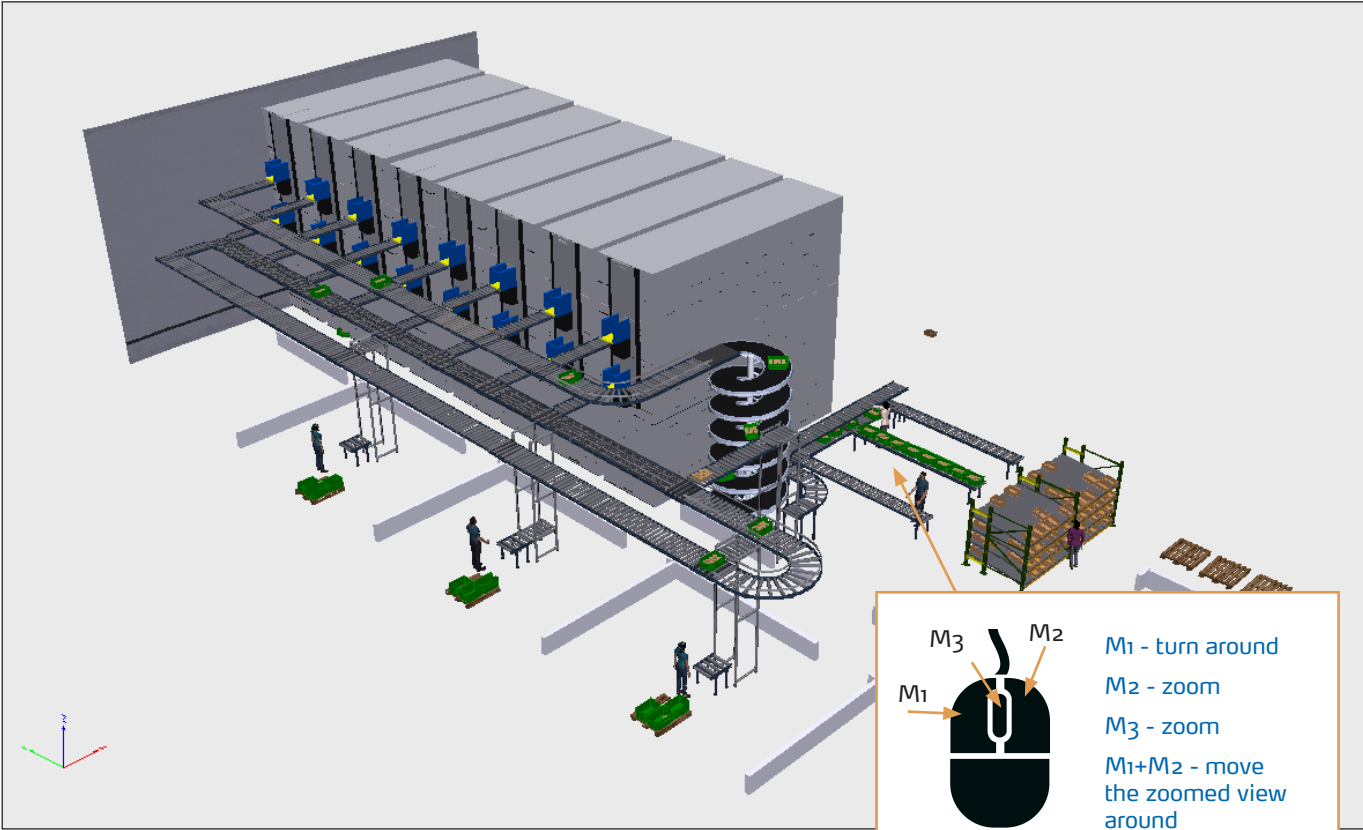
approved by project ingenieur

Kardex Germany GmbH  
Megamat Platz 1  
86476 Neuburg/Kammel  
DE

Reset Play Fill in Left side Right side Back side Front side Top side Bottom side Link to website

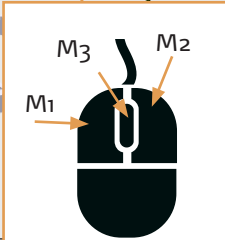






box  
Conveyor  
CrossingConveyor  
Curve Conveyor  
NewComponent  
Lifter  
MedReleaf Converted PDF Layout.dwg  
MedReleaf\_PutWall.dwg  
Spiral Conveyor  
Labor Resource  
Name

M3 M2 M1



M1 - turn around  
M2 - zoom  
M3 - zoom  
M1+M2 - move the zoomed view around

Click here to select separate components of the layout